
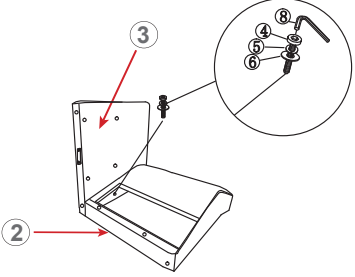
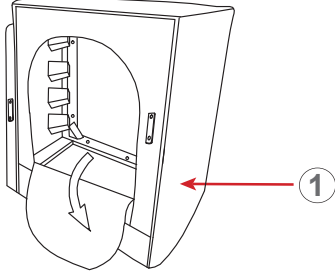
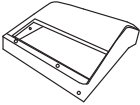
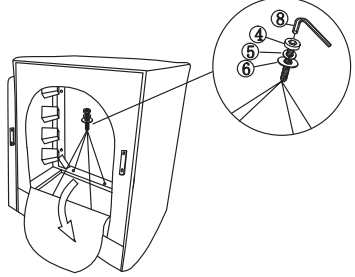
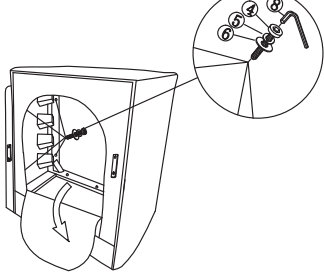

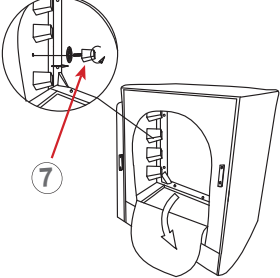
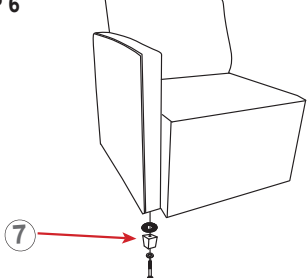









**Congratulations on the purchase of your new *Signature Series* chair!**

**PARTS** — remove all the parts from the carton and verify part quantities as indicated on this parts list.

<p>①</p>  <p><b>SEAT CUSHION – QTY: 1</b></p>	<p><b>STEP 1</b></p> 	<p><b>STEP 2</b></p> 
<p>②</p>  <p><b>BACK CUSHION– QTY: 1</b></p>	<p><b>STEP 3</b></p> 	<p><b>STEP 4</b></p> 
<p>③</p>  <p><b>ARMREST– QTY: 2</b></p>	<p><b>STEP 5</b></p> 	<p><b>STEP 6</b></p> 
<p>④</p>  <p><b>5/16"X2-1/2"SCREW – QTY: 9</b></p>	<p><b>STEP 7</b></p> 	
<p>⑤</p>  <p><b>WASHER – QTY: 9</b></p>	<p><b>STEP 8</b></p> 	
<p>⑥</p>  <p><b>WASHER – QTY: 2</b></p>		
<p>⑦</p>  <p><b>LEG – QTY: 4</b></p>		
<p>⑧</p>  <p><b>ALLEN KEY – QTY: 1</b></p>		

**IMPORTANT:** This chair is to be used by one person at a time. Be sure all screws are securely tightened. Save the wrench and periodically tighten the screws. Do not lean the chair back on two Legs or use the chair as a stepladder. Use this chair for its intended purpose only.

CUSTOMER SERVICE HOTLINE  
800-626-6060

RA-50206-00H/I/J/K